

Profile #1

A Web Page



http://



Header

My Account

Subhead goes here.

Profile

Subscription

Queue

History

Wish List/Orders

Preference

1

Connected Social Accounts

2

Chosen Avatar or System Avatar

My Information

[First name Last name]



Social Accounts



Avatar



Shipping Addresses

[Address Line 1 Address Line 2 City State/Province Zip/Postal Code]



Payment Methods

[masked CC # with last 4 digits exposed]



Gift Card Balance

[\$XX.xx]



Footer

Browser navigation bar with back, forward, and refresh buttons, and a search bar containing 'http://'

Header

My Account

Subhead goes here.

- Profile
- Subscription
- Queue
- History
- Wish List/Orders
- Preference

My Information

First Name	<user first name>	Edit
Last Name	<user last name>	Edit
Email Address	<user_email@company.com>	Edit
Password	<masked password with '*'>	Edit
Birthdate	<user birthdate>	Edit
Username	<user name>	?
Gender	<user gender string>	Edit 3a

Preferred Option

3a Clicking Edit expands area below to expose the following fields

Male
 Female
 Custom

Enter your preferred gender.

[Save](#) [Cancel](#)

Alternate Option




3a Clicking Edit expands area below to expose dropdown

Choose Gender ▼ [Save](#) [Cancel](#)

Dropdown options are:


- a. Male
- b. Female
- c. Rather Not Sav

Social Accounts

 <p>Connected <facebook user name> Remove</p>	 <p>Connected <@Twitter user name> Remove</p>	 <p>Not Connected Add Account</p>
--	--	--

Avatar

Current Avatar Select an Avatar



[Upload](#) [Save](#) [Cancel](#)

1 Clicking Add an Address expands the area to expose the below fields

Address Label

First Name

Last Name

Address Line 1

Address Line 2 1b

City

State / Province

Zip/Postal Code 1b

Country 1a

1a 1b Options for country selection is restricted to:

- IF in North America, options are:
- 1. United States
- 2. Canada
- IF in UK, options are:
- 1. UK
- 2. IE

1b Optional fields are denoted thusly (all others are assumed required):

- 1. US & CA
- a. Address Line 2
- 2. UK & IE
- a. Address Line 2
- b. Zip/Postal Code

Format: 'optional' is placed BELOW the field in smaller type than displayed for the in-field labels.

Example:

Address Line 2

 (Optional)

2 Clicking Add a Payment Method expands the area to expose the below fields

Payment Method Name

First Name

Last Name

Card Number

Month
Year

CCV ?

Zip/Postal Code

Set as Default [Save](#) [Cancel](#)

2b Optional fields are denoted thusly (all others are assumed required):

- 1. UK & IE
- a. Zip/Postal Code

Format: 'optional' is placed BELOW the field in smaller type than displayed for the in-field labels.

Example:

Zip/Postal Code

 (Optional)

Shipping Addresses

[Address Label]

Default Address [Edit](#) [Remove](#)

First name Last name

Address Line 1

Address Line 2

City, State/Province, Zip/Postal Code

Country

[Address Label]

Set as Default [Edit](#) [Remove](#)

First name Last name

Address Line 1

Address Line 2

City, State/Province, Zip/Postal Code

Country

[Add an Address](#) 1

Payment Methods

[Method Name]

Default Payment Method [Remove](#)

VISA

[Name on Card]

[**** * XXXX]

Expiration: [Expiration Date]

[Method Name]

Set as Default [Remove](#)

MasterCard

[Name on Card]

[**** * XXXX]

Expiration: [Expiration Date]

[Add a Payment Method](#) 2

Redeem Gift Card

Copy Text

[Apply](#)

Current Balance

Copy Text

\$XX.xx



http://



Header

My Account

Subhead goes here.

- Profile**
- Subscription
- Queue
- History
- Wish List/Orders
- Preference

My Information

First Name	<input type="text" value="John"/>	✓	Save	Cancel
Last Name	<input type="text" value="Waters"/>	✓	Save	Cancel
Email Address	<input type="text" value="john.waters@company"/>	✗	Save	Cancel
	<small><error message text></small>			
Password	<input type="password" value="*****"/>	✓	Save	Cancel
Birthdate	<input type="text" value="Month"/> <input type="text" value="Day"/> <input type="text" value="Year"/>	✗	Save	Cancel
	<small><error message text></small>			
Username	<input type="text" value="< user name >"/>	?		
Gender	<input type="text" value="Male"/>	✓	Save	Cancel

Social Accounts

<p>Connected <facebook user name> Remove</p>	<p>Connected <@Twitter user name> Remove</p>	<p>Not Connected Add Account</p>
--	--	--

Avatar

Current Avatar:

Select an Avatar:

[Upload](#) [Save](#) [Cancel](#)

Shipping Addresses

<p>[Address Label]</p> <p><input checked="" type="radio"/> Default Address Edit Remove</p> <div style="border: 1px solid #ccc; padding: 5px;"> <p>First name Last name</p> <p>Address Line 1</p> <p>Address Line 2</p> <p>City, State/Province, Zip/Postal Code</p> <p>Country</p> </div>	<p>[Address Label]</p> <p><input type="radio"/> Set as Default Edit Remove</p> <div style="border: 1px solid #ccc; padding: 5px;"> <p>First name Last name</p> <p>Address Line 1</p> <p>Address Line 2</p> <p>City, State/Province, Zip/Postal Code</p> <p>Country</p> </div>	<p>Address Label</p> <p>First Name</p> <p>Last Name</p> <p>Address Line 1</p> <p>Address Line 2 1</p> <p>(Optional)</p> <p>City</p> <p>State / Province</p> <p>Zip/Postal Code 1</p> <p>Country</p> <p><input type="radio"/> Set as Default Save Cancel</p>
---	---	---

1 See page "Profile #2" for OPTIONAL/REQUIRED field denotation/example

Payment Methods

<p>[Method Name]</p> <p><input checked="" type="radio"/> Default Payment Method Remove</p> <div style="border: 1px solid #ccc; padding: 5px;"> <p>[Name on Card]</p> <p>[**** * XXXX]</p> <p>Expiration: [Expiration Date]</p> </div>	<p>[Method Name]</p> <p><input type="radio"/> Set as Default Remove</p> <div style="border: 1px solid #ccc; padding: 5px;"> <p>[Name on Card]</p> <p>[**** * XXXX]</p> <p>Expiration: [Expiration Date]</p> </div>	<p>Payment Method Name</p> <p>First Name</p> <p>Last Name</p> <p>Card Number</p> <p>Month <input type="text"/> Year <input type="text"/></p> <p>CCV ?</p> <p>Zip/Postal Code 1</p> <p><input type="radio"/> Set as Default Save Cancel</p>
---	--	--

Redeem Gift Card

Copy Text

[Apply](#)

Current Balance

Copy Text

\$XX.xx



http://



Header

My Account

Subhead goes here.

[Profile](#)

[Subscription](#)

[Queue](#)

[History](#)

[Wish List/Orders](#)

[Preference](#)

Summary

[Name of Plan]



Billing Information

[masked CC # with last 4 digits exposed]



Billing History

[Date of last bill xx/xx/xxxx] - [Amount of last bill \$XX.xx]






http://



Header

My Account

Subhead goes here.

[Profile](#)[Subscription](#)[Queue](#)[History](#)[Wish List/Orders](#)[Preference](#)Summary 

Plan	< Name of Plan > <small>[Free trial end notification xx/xx/xxxx]</small>	Change Plan
Status	< Plan Status >	Restart Subscription
Billing	< Billing Period >	Purchase Yearly
Add ons	< Add ons purchased/in effect >	Purchase Add ons

Billing Information 

Billing Method	Visa	Change Payment Method
Card Number	**** * 1234	
Expiration Date	January 2017	
CCV	*** ?	
Zip/Postal Code	< Zip/Postal code >	

Billing History 

Date	Item	Service Period	Payment Method	Subtotal	Total
xx/xx/xxxx	Plan name or add on service	xx/xx/xxxx - xx/xx/xxxx	Visa	\$X.xx +tax	\$X.xx
xx/xx/xxxx	Plan name or add on service	xx/xx/xxxx - xx/xx/xxxx	Visa	\$X.xx +tax	\$X.xx
xx/xx/xxxx	Plan name or add on service	xx/xx/xxxx - xx/xx/xxxx	visa	\$X.xx +tax	\$X.xx
xx/xx/xxxx	Plan name or add on service	xx/xx/xxxx - xx/xx/xxxx	Visa	\$X.xx +tax	\$X.xx

Header

My Account

Subhead goes here.

- Profile Subscription Queue History Wish List/Orders Preference

Summary

Plan < Name of Plan > [Change Plan](#)
[Free trial end notification xx/xx/xxxx]

Status < Plan Status > [Restart Subscription](#)

Billing < Billing Period > [Purchase Yearly](#)

1 Add ons < Add on purchased/in effect > [Cancel](#) 2
 < Add on purchased/in effect > [Cancel](#)
 < Add on purchased/in effect > [Cancel](#)
< Newly purchased add on name >

[Thanks for purchasing message...] 3

[Name of add on]

\$X.xx

per month

Copy Text

Purchase

[Name of add on]

\$X.xx

per month

Copy Text

Purchase

[Name of add on]

\$X.xx

per month

Copy Text

Purchase

Billing Information

Billing Method Visa [Change Payment Method](#)

Card Number **** * 1234

Expiration Date January 2017

CCV ***

Zip/Postal Code < Zip/Postal code >

Billing History

Date	Item	Service Period	Payment Method	Subtotal	Total
xx/xx/xxxx	Plan name or add on service	xx/xx/xxxx - xx/xx/xxxx	Visa	\$X.xx +tax	\$X.xx
xx/xx/xxxx	Plan name or add on service	xx/xx/xxxx - xx/xx/xxxx	Visa	\$X.xx +tax	\$X.xx
xx/xx/xxxx	Plan name or add on service	xx/xx/xxxx - xx/xx/xxxx	visa	\$X.xx +tax	\$X.xx
xx/xx/xxxx	Plan name or add on service	xx/xx/xxxx - xx/xx/xxxx	Visa	\$X.xx +tax	\$X.xx

Footer

- 1 List of add ons purchases or "None" if none
- 2 Cancel for corresponding add on See Figure 1
- 3 Once user clicks purchase 1 the charge is made to their account 2 The [Thanks for purchasing message] is displayed 3 The newly purchased add on is added to the list this is done in line and not with a page refresh.
- 4 Add ons that can be purchased

Figure 1

You are about to cancel the [add on name] add on

[cancellation information message.
cancellation effective date message]

NEVERMIND
CANCEL ADD- ON

- 2a Clicking Cancel for the corresponding Add On, brings up this hidden page section.
- 2b Cancelling Add on:
1. Displays "Sorry to see you cancel..." message in area #3 above
2. Removes the Add On from the purchased add on list in #1 above
3. Closes this hidden page area

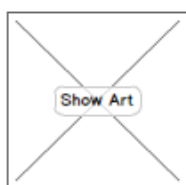
Header

My Account

Subhead goes here.

- Profile
- Subscription
- Queue
- History
- Wish List/Orders
- Preference

Queue



[Show Name]

[#] videos

[Remove](#)

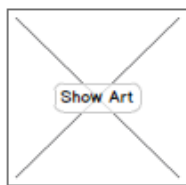
[Star Rating]

[Continue Watching / Start Watching]

[Episode # - Episode Name]



Grab bar to allow re-ordering of Queue items



[Show Name]

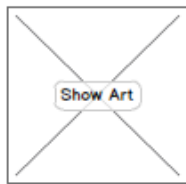
[#] videos

[Remove](#)

[Star Rating]

[Continue Watching / Start Watching]

[Episode # - Episode Name]



[Show Name]


[#] videos

[Remove](#)

[Star Rating]

[Continue Watching / Start Watching]

[Episode # - Episode Name]



[Show Name]

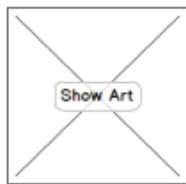
[#] videos

[Remove](#)

[Star Rating]

[Continue Watching / Start Watching]

[Episode # - Episode Name]



[Show Name]

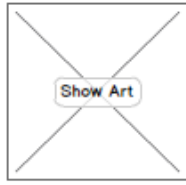
[#] videos

[Remove](#)

[Star Rating]

[Continue Watching / Start Watching]

[Episode # - Episode Name]



[Show Name]

[#] videos

[Remove](#)

[Star Rating]

[Continue Watching / Start Watching]

[Episode # - Episode Name]



http://



Header

My Account

Subhead goes here.

[Profile](#)

[Subscription](#)

[Queue](#)

[History](#)

[Wish List/Orders](#)

[Preference](#)

History

[xx/xx/xx]		[Show Name] [Episode #] [Episode Name]	Remove
[xx/xx/xx]		[Show Name] [Episode #] [Episode Name]	Remove
[xx/xx/xx]		[Show Name] [Episode #] [Episode Name]	Remove
[xx/xx/xx]		[Show Name] [Episode #] [Episode Name]	Remove
[xx/xx/xx]		[Show Name] [Episode #] [Episode Name]	Remove
[xx/xx/xx]		[Show Name] [Episode #] [Episode Name]	Remove



http://



Header

My Account

Subhead goes here.

[Profile](#)

[Subscription](#)

[Queue](#)

[History](#)

[Wish List/Orders](#)

[Preference](#)

Wish List

items



My Orders

orders





http://



Header

My Account

Subhead goes here.

[Profile](#)[Subscription](#)[Queue](#)[History](#)[Wish List/Orders](#)[Preference](#)

Wish List

[Share](#) [Print](#)[\[Show Name \]](#)

[Price]

[Add to Cart](#)[Remove](#)[\[Product Description Line 1 \]](#)[\[Product Description Line 2 \]](#)

[Product Star Rating]

[\[Show Name \]](#)

[Price]

[Add to Cart](#)[Remove](#)[\[Product Description Line 1 \]](#)[\[Product Description Line 2 \]](#)

[Product Star Rating]

[\[Show Name \]](#)

[Price]

[Add to Cart](#)[Remove](#)[\[Product Description Line 1 \]](#)[\[Product Description Line 2 \]](#)

[Product Star Rating]

Order History



Date	Items	Status	Tracking	Total
xx/xx/xxxx	Order Number - XXXXXXXXXX	Order Received	Not Available	\$XXX.xx
xx/xx/xxxx	Order Number - XXXXXXXXXX	Order Shipped	ZHFG1S14SW9DSW7Z	\$XX.xx
xx/xx/xxxx	Order Number - XXXXXXXXXX	Order Shipped	ZHFG1S14SW9DSW7Q	\$XX.xx



http://



Header

My Account

Subhead goes here.

[Profile](#)

[Subscription](#)

[Queue](#)

[History](#)

[Wish List/Orders](#)

[Preference](#)

Wish List

[Share](#) [Print](#)



[\[Show Name \]](#)

[Price]

[Add to Cart](#)

[Remove](#)

[\[Product Description Line 1 \]](#)

[\[Product Description Line 2 \]](#)

[Product Star Rating]



[\[Show Name \]](#)

[Price]

[Add to Cart](#)

[Remove](#)

[\[Product Description Line 1 \]](#)

[\[Product Description Line 2 \]](#)

[Product Star Rating]



[\[Show Name \]](#)

[Price]

[Add to Cart](#)

[Remove](#)

[\[Product Description Line 1 \]](#)

[\[Product Description Line 2 \]](#)

[Product Star Rating]

Order History



Date	Items	Status	Tracking	Total
xx/xx/xxxx	Order Number - xxxxxxxxxx	Order Received	Not Available	\$XXX.xx
xx/xx/xxxx	Order Number - xxxxxxxxxx	Order Shipped	ZHFG1S14SW9DSW7Z	\$XX.xx
xx/xx/xxxx	Order Number - xxxxxxxxxx	Order Shipped	ZHFG1S14SW9DSW7Q	\$XX.xx

[Close](#) [Print](#)

Item	Description	Quantity	Price	Total
	[SKU #] - [Description] [Description]	1	\$XX.xx	\$XX.xx
	[SKU #] - [Description] [Description]	1	\$XX.xx	\$XX.xx
	[SKU #] - [Description] [Description]	1	\$XX.xx	\$XX.xx



http://



Header

My Account

Subhead goes here.

[Profile](#)

[Subscription](#)

[Queue](#)

[History](#)

[Wish List/Orders](#)

[Preference](#)

Video Settings

Audio

Auto Play



Quality

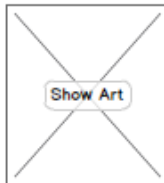
Restrict Mature Content



Following



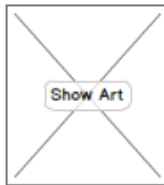
[xx/xx/xx]



[\[Show Name \]](#)

[Remove](#)

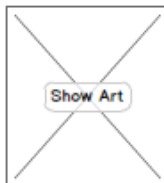
[xx/xx/xx]



[\[Show Name \]](#)

[Remove](#)

[xx/xx/xx]



[\[Show Name \]](#)

[Remove](#)